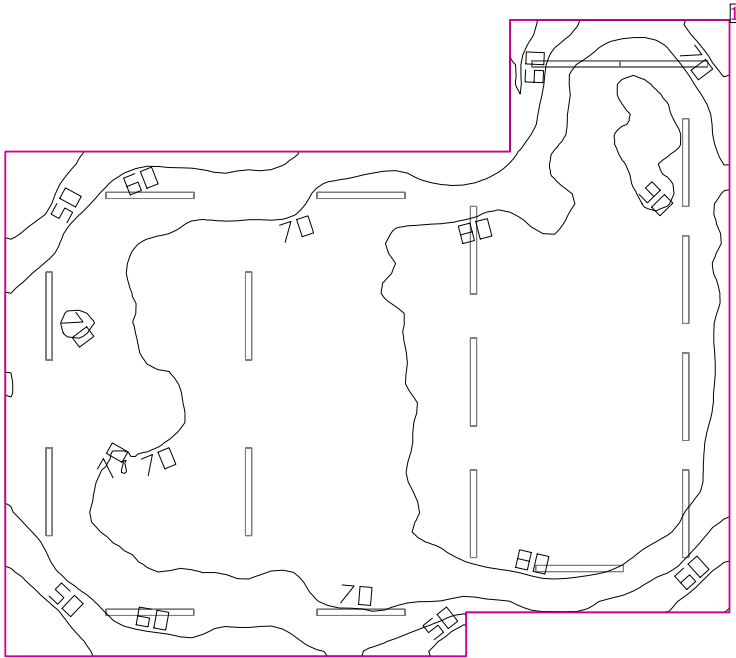


Room 2



Clearance height: 10.000 ft, Reflection factors: Ceiling 70.0%, Walls 50.0%, Floor 20.0%, Light loss factor: 0.90

Workplane

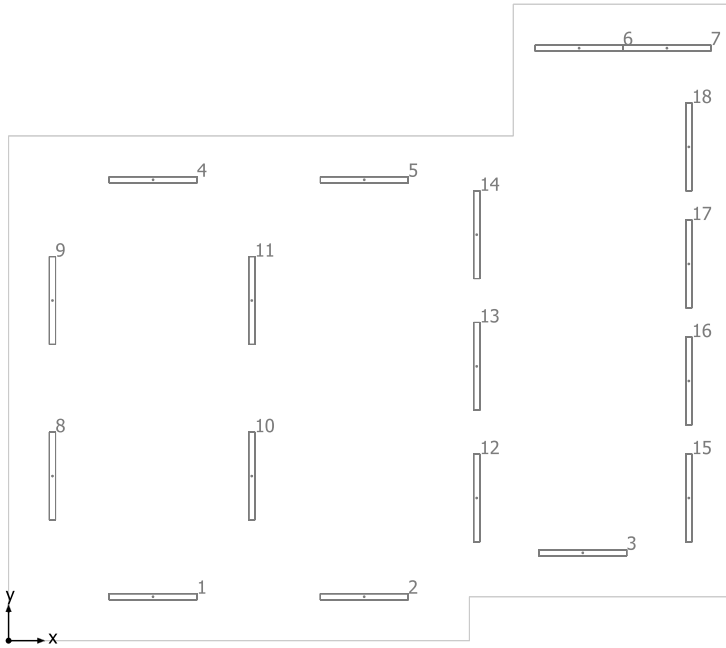
| Surface | Result | Average (Target) | Min | Max | Mean/Min | Max/Min |
|---------------|--|------------------|-------|-------|----------|---------|
| 1 Workplane 1 | Perpendicular illuminance (adaptive) [fc] Height: 2.500 ft, Wall zone: 0.000 ft | 74.35 (≥ 92.90) | 36.02 | 92.04 | 2.06 | 2.56 |

| # | Luminaire | Φ(Luminaire) [lm] | Power [W] | Luminous efficacy [lm/W] |
|--------------------------|--|-------------------|-----------|--------------------------|
| 18 | JAMES INDUSTRY GROUP CO LTD - ZY-ST4FT40(5000K) 5400LM | 5399 | 40.0 | 135.0 |
| Total via all luminaires | | 97182 | 720.0 | 135.0 |

Lighting power density: 0.91 W/sq ft = 0.11 W/sq ft/10 fc (Floor area of room 795.00 sq ft)

The energy consumption quantities refer to the lights planned for the room without taking into account light scenes and their dimming levels.
Consumption: 1600 kWh/a of maximum 2600 kWh/a

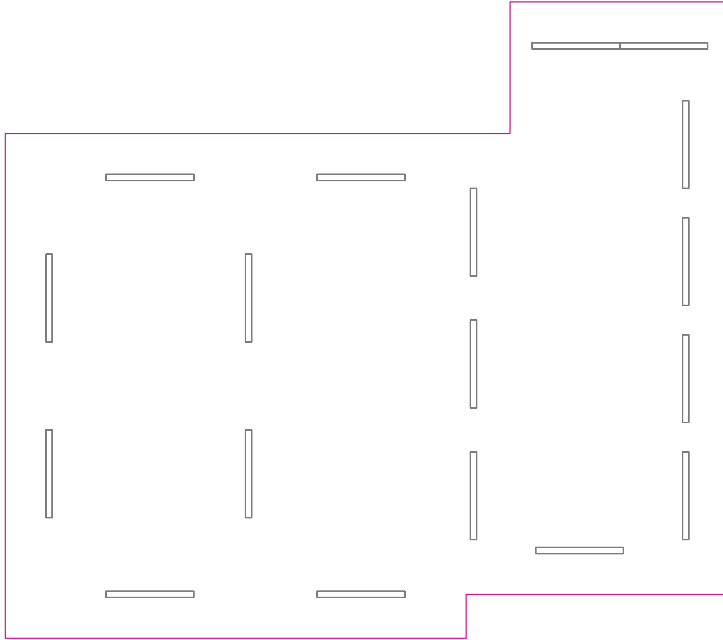
Room 2



JAMES INDUSTRY GROUP CO LTD ZY-ST4FT40(5000K) 5400LM

| No. | X [ft] | Y [ft] | Mounting height [ft] |
|-----|--------|--------|----------------------|
| 1 | 6.583 | 2.000 | 10.000 |
| 2 | 16.207 | 2.000 | 10.000 |
| 3 | 26.167 | 4.000 | 10.000 |
| 4 | 6.586 | 21.000 | 10.000 |
| 5 | 16.210 | 21.000 | 10.000 |
| 6 | 26.000 | 27.000 | 10.000 |
| 7 | 30.000 | 27.000 | 10.000 |
| 8 | 2.000 | 7.500 | 10.000 |
| 9 | 2.000 | 15.500 | 10.000 |
| 10 | 11.083 | 7.500 | 10.000 |
| 11 | 11.083 | 15.500 | 10.000 |
| 12 | 21.334 | 6.500 | 10.000 |
| 13 | 21.334 | 12.500 | 10.000 |
| 14 | 21.334 | 18.500 | 10.000 |
| 15 | 31.000 | 6.500 | 10.000 |
| 16 | 31.000 | 11.833 | 10.000 |
| 17 | 31.000 | 17.167 | 10.000 |
| 18 | 31.000 | 22.500 | 10.000 |

Workplane 1 / Perpendicular illuminance (adaptive)



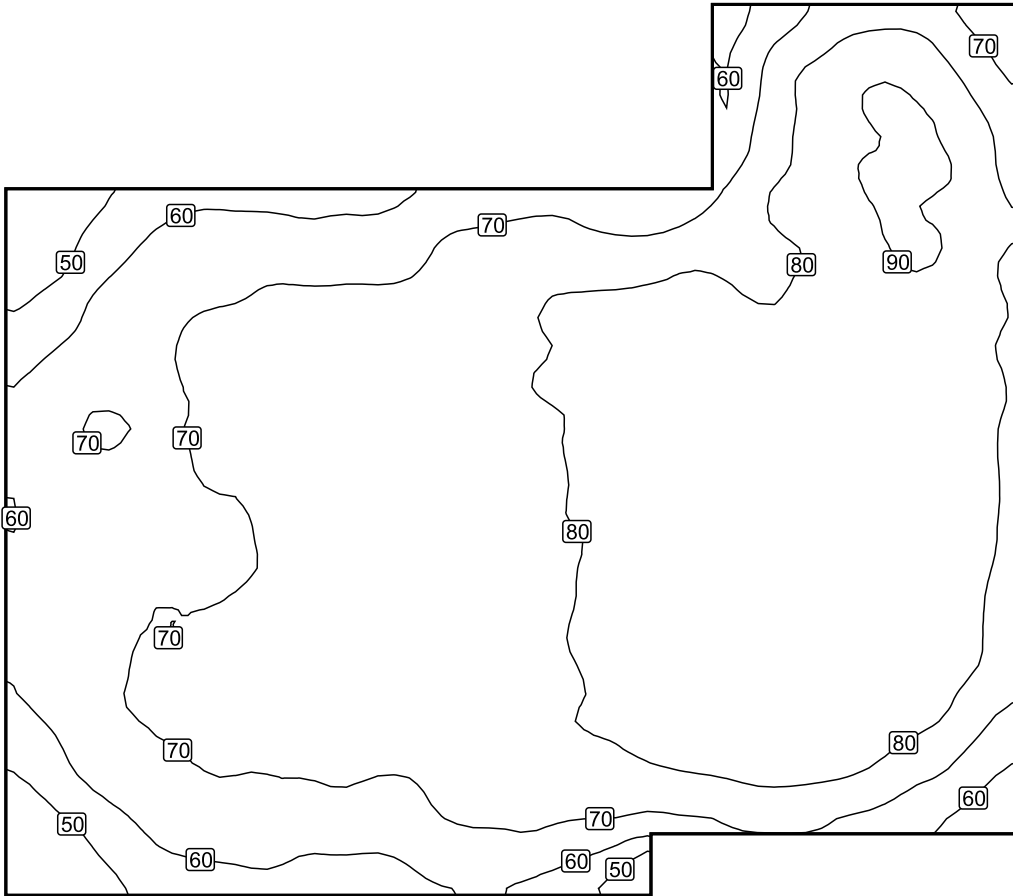
Workplane 1: Perpendicular illuminance (adaptive) (Surface)

Light scene: Light scene 1

Average: 74.35 fc (Target: ≥ 92.90 fc), Min: 36.02 fc, Max: 92.04 fc, Mean/Min: 2.06, Max/Min: 2.56

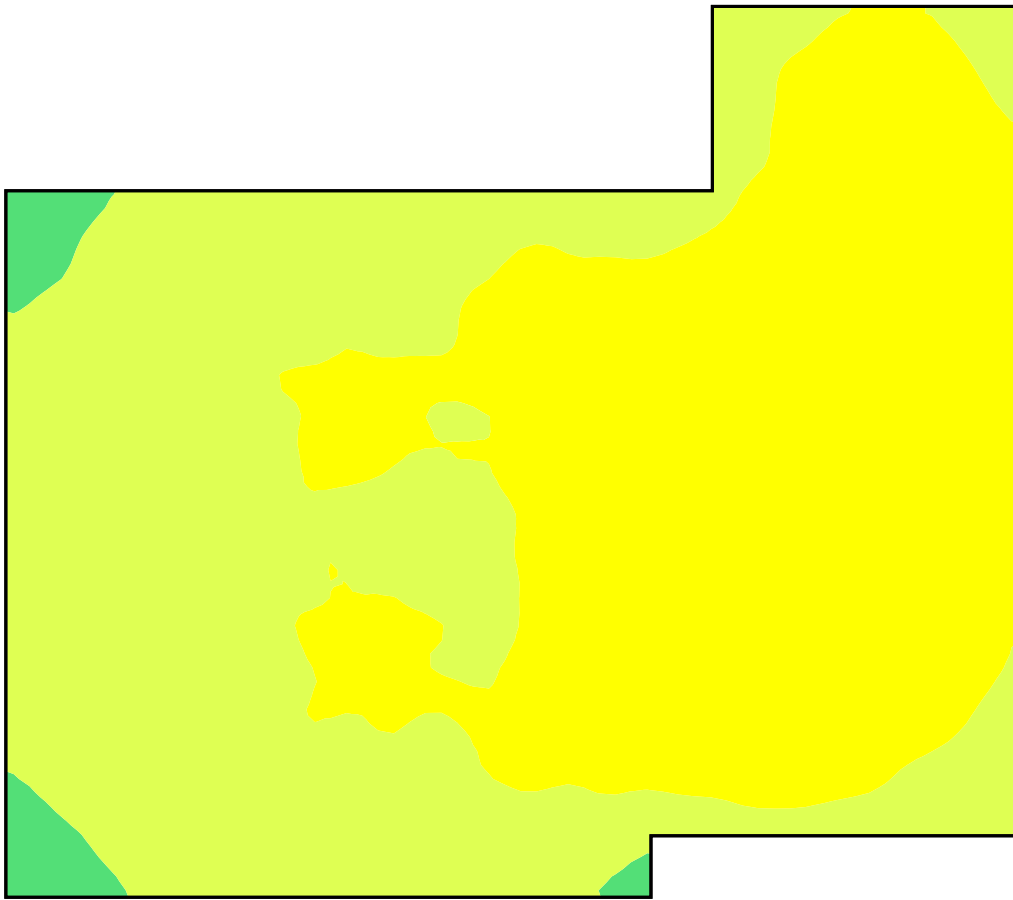
Height: 2.500 ft, Wall zone: 0.000 ft

Isolines [fc]



Scale: 1 : 75

False colors [fc]



Scale: 1 : 75

Value grid [fc]



Scale: 1 : 75